



US00D654372S

(12) **United States Design Patent**  
**Hung**

(10) **Patent No.:** **US D654,372 S**

(45) **Date of Patent:** **\*\* Feb. 21, 2012**

(54) **FLEXIBLE HAND-INDENTED BOTTLE WITH OFFSET NOZZLE**

*Primary Examiner* — Caron D Veynar

*Assistant Examiner* — Abraham Bahta

(74) *Attorney, Agent, or Firm* — Stephen E. Zweig

(76) Inventor: **Michael Hung**, Hong Kong (HK)

(\*\*) Term: **14 Years**

(57) **CLAIM**

The ornamental design for a flexible hand-indentable bottle with an offset nozzle, as shown and described.

(21) Appl. No.: **29/399,426**

(22) Filed: **Aug. 14, 2011**

**DESCRIPTION**

(51) **LOC (9) Cl.** ..... **09-08**

FIG. 1 is a front perspective view of the flexible hand-indentable bottle with offset nozzle in an empty and flat state showing my new design;

(52) **U.S. Cl.** ..... **D9/710**

FIG. 2 is a rear perspective view thereof;

(58) **Field of Classification Search** ..... D9/702-714,

FIG. 3 is a rear elevation view thereof;

D9/720, 435, 530-531; 383/6, 61.1, 61.2,

FIG. 4 is a front elevation view thereof;

383/901, 80, 44, 42, 808, 81; 604/408; 206/484;

FIG. 5 is a top plan view thereof;

D24/118, 12; 222/107, 92; 220/495.03;

FIG. 6 is a bottom plan view thereof;

215/316, 328; 428/34.3, 35.3

FIG. 7 is a bottom plan view of FIG. 1 in a partially full state;

See application file for complete search history.

FIG. 8 is a right side elevation view of FIG. 1 in an empty and flat state;

(56) **References Cited**

**U.S. PATENT DOCUMENTS**

FIG. 9 is a left side elevation view thereof; and,

FIG. 10 is a front perspective view of FIG. 1 in a partially full state.

The broken lines in the drawing are for purposes of illustrating a removable cap which does not form a part of the claimed design.

D194,806 S *	3/1963	Kracht	.....	D9/520
D465,726 S *	11/2002	Tet	.....	D9/708
D537,732 S *	3/2007	Rosen	.....	D9/707
D597,856 S *	8/2009	Sherrill et al.	.....	D9/708
D620,810 S *	8/2010	Ehmer et al.	.....	D9/709
D639,185 S *	6/2011	Hung	.....	D9/709
D645,762 S *	9/2011	Hong et al.	.....	D9/710

\* cited by examiner

**1 Claim, 6 Drawing Sheets**

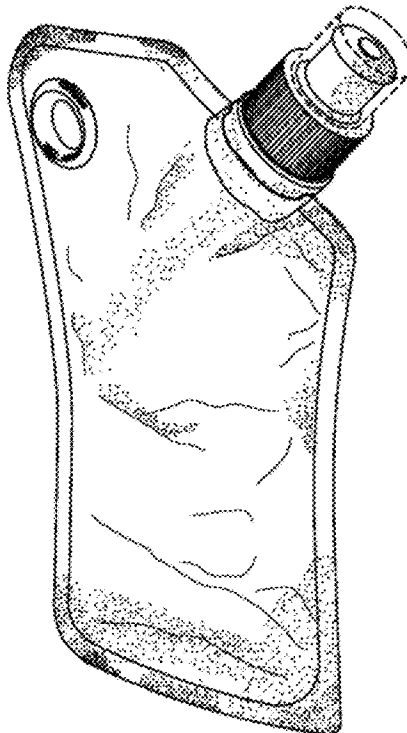


FIG. 1

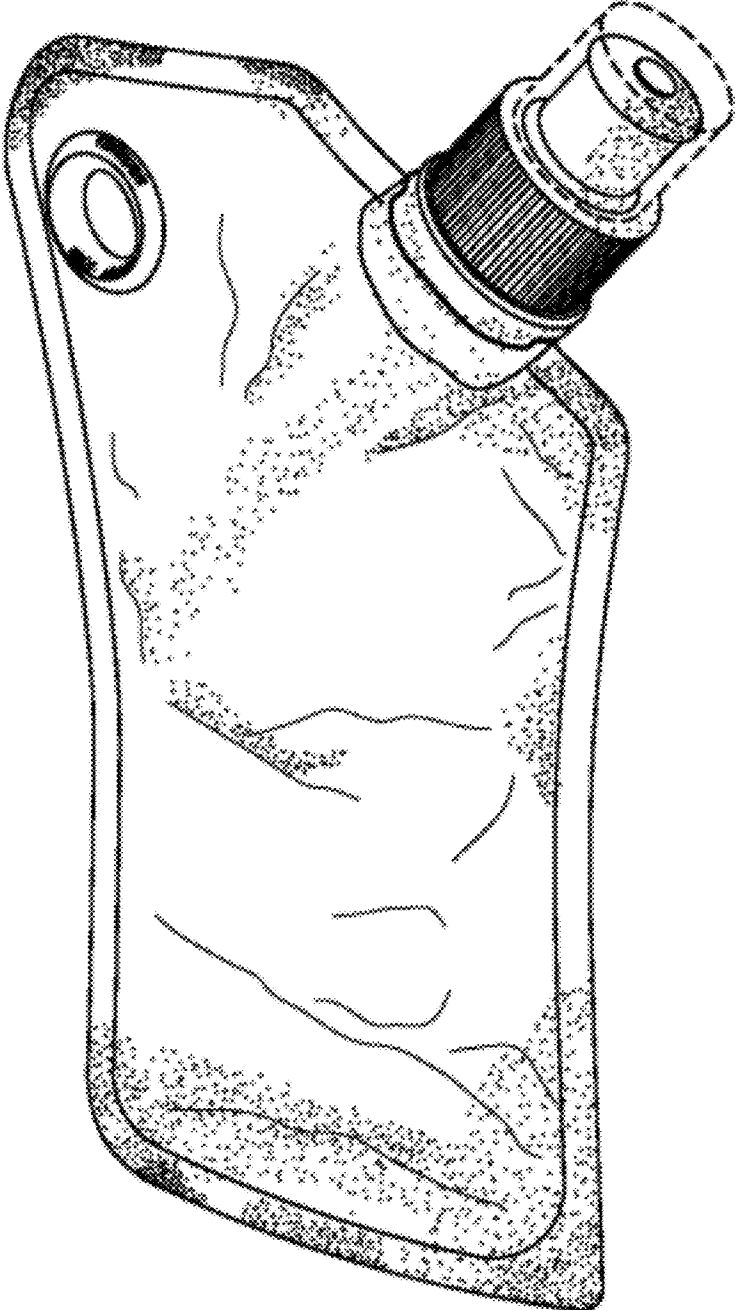


FIG. 2

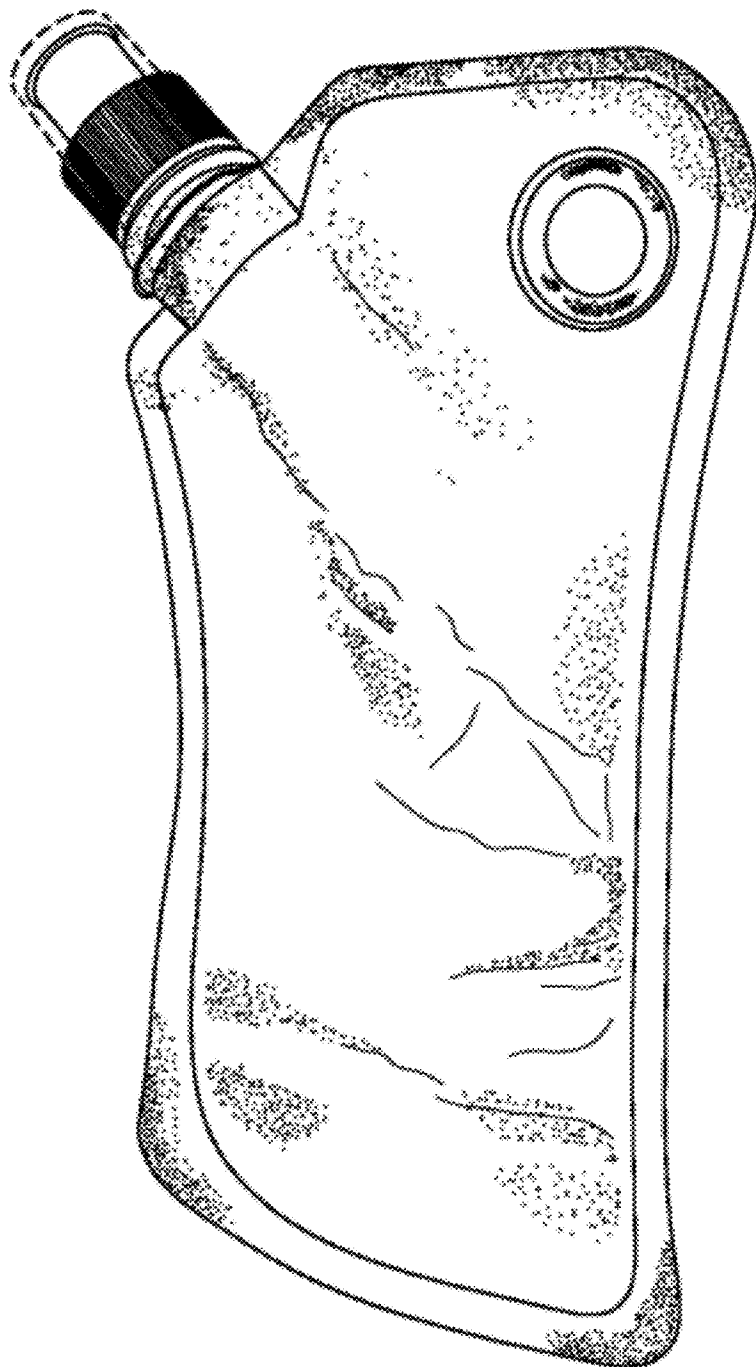


FIG. 3

FIG. 4

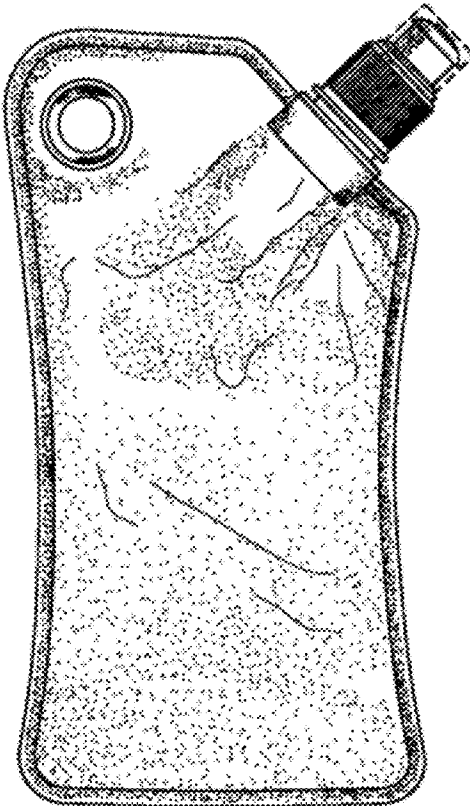
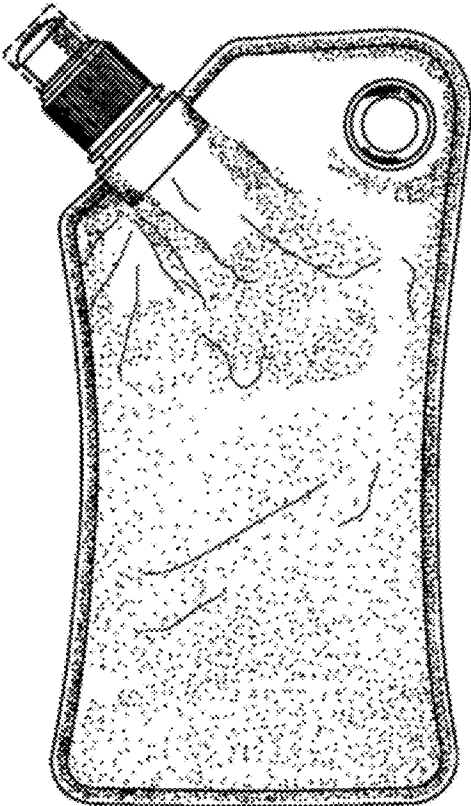


FIG. 5

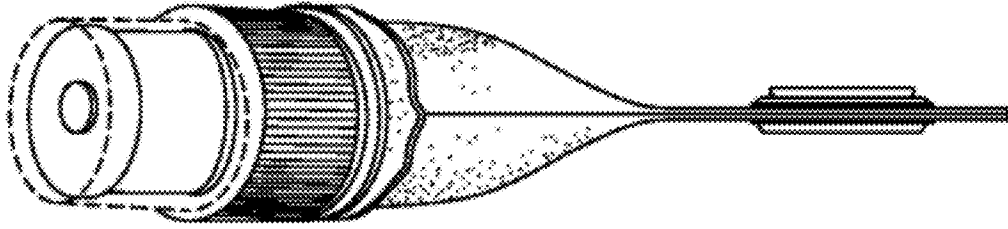


FIG. 6

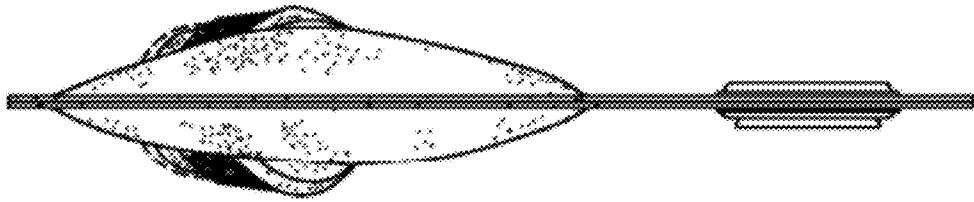


FIG. 7

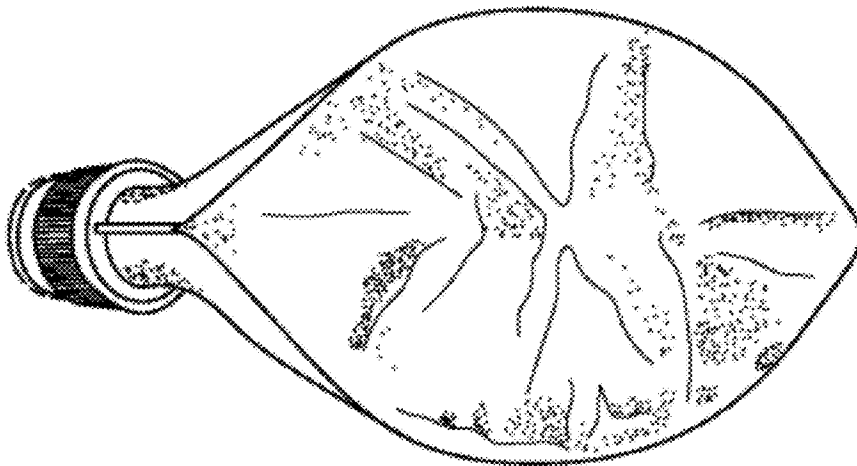


FIG. 8

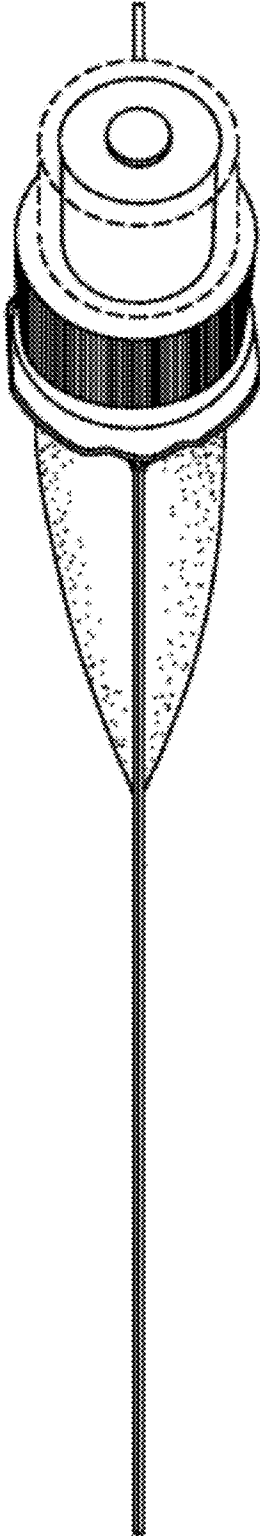


FIG. 9

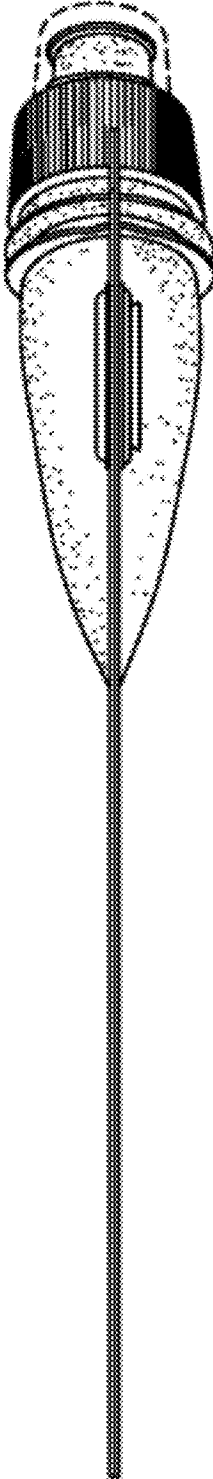


FIG. 10

